



TRPA Operations & Governance Committee

March 23, 2022

AGENDA ITEM 3

Recommend Approval of
October Financial Statements



TRPA Operations & Governance Committee

March 23, 2022

Revenue	State & Local	Fees	Grants	Total
Fees for Service		2,980,335		2,980,335
Grants	55,763	3,800	2,971,261	3,030,824
State Revenue	7,106,422			7,106,422
Local Revenue				
Rent Revenue		210,596		210,596
Other Revenue	(14,937)	(15)		(14,952)
TRPA Rent Revenue		459,320		459,320
Revenue Total	7,147,248	3,654,036	2,971,261	13,772,545
Expenses				
Compensation	2,837,179	1,166,782	585,411	4,589,373
Contracts	711,101	617,853	2,457,335	3,786,289
Financing	(350)	313,656		313,306
Other	272,580	178,694	31,933	483,207
Rent	468,553	18,248		486,801
A&O/Transfers	(1,044,594)	709,621	327,802	(7,171)
Expenses Total	3,244,469	3,004,854	3,402,481	9,651,804
Net	3,902,779	649,182	(431,221)	4,120,741

Revenues:

- Base planning revenues 46% above 3-year average and 19% above 2021
- Achieved 74% of the budget for the year
- Budgeted higher this year
- Grants negative because we bill in arrears.

Expenses:

- Compensation on track at 61% YTD
- Contract expenses lag at 37%, normal
- Debt Service payment paid in November

TRPA Operations & Governance Committee

March 23, 2022

TRPA Totals	Ann Budget	YTD	Remaining
Revenue			
State Revenue	7,106,422	7,106,422	
Grants	7,882,539	3,030,824	4,851,715
Fees for Service	3,618,699	2,980,335	638,364
Local Revenue	150,000		150,000
Rent Revenue	249,191	210,596	38,596
TRPA Rent Revenue	688,980	459,320	229,660
Other Revenue		14,952	14,952
Revenue Total	19,695,832	13,772,545	5,923,287
Expenses			
Compensation	7,487,235	4,589,373	2,897,862
Contracts	10,132,038	3,786,289	6,345,749
Financing	465,017	313,306	151,712
Rent	742,178	486,801	255,377
Other	1,285,663	483,207	802,455
A&O/Transfers	14,772	7,171	7,601
Expenses Total	20,097,358	9,651,804	10,445,555
TRPA Net	(401,527)	4,120,741	(4,522,267)

Revenues:

- State funds received
- Grants good, billed in arrears
- Fees strong

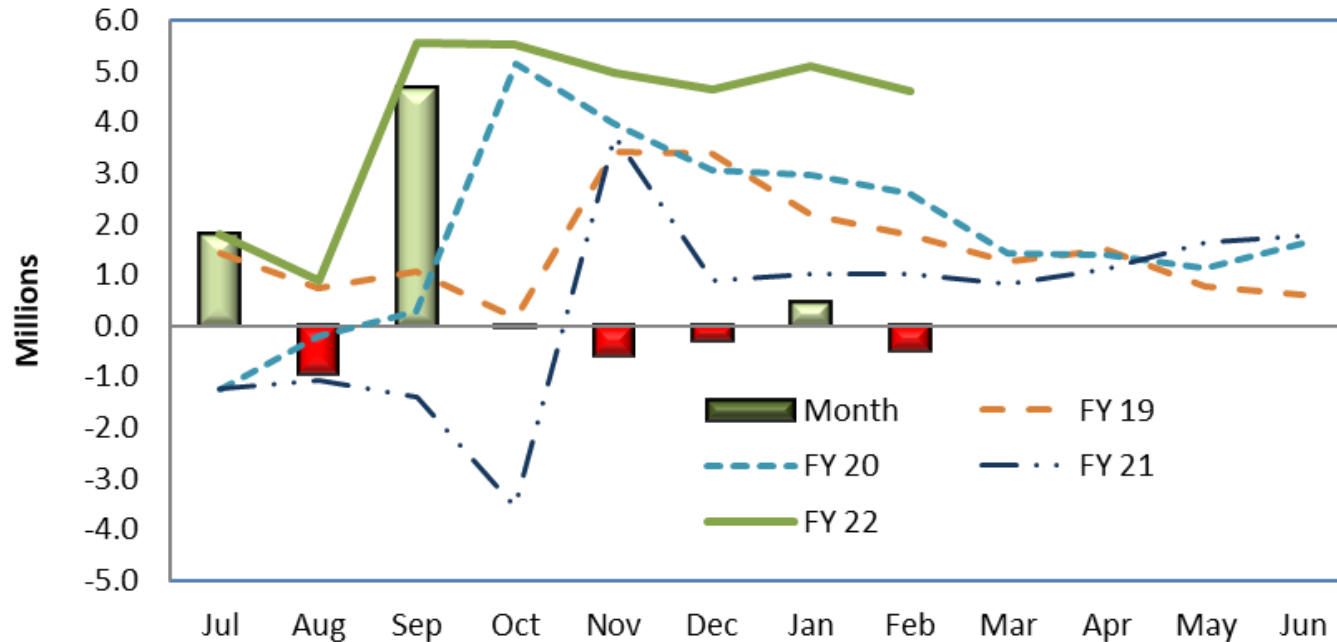
• Expenses:

- Labor on track
- Contracts always lag
- First (of two) debt service payments made

TRPA Operations & Governance Committee

March 23, 2022

Monthly/Cumulative Cash Flow



- Planning fees continue to drive the positive cash flow this year.
- Net Cash Flow should decline as we spend down the state funds over the balance of the year
- Spikes driven by timing of California contribution

TRPA Operations & Governance Committee

March 23, 2022

Balance Sheet @2-28-22

Balance Sheet @1-31-22

	TRPA	Grants	Trust	Total
Cash & Invest	9,635,672	1,947,121	22,220,934	33,803,726
A/R	138,185	667,923	(10,585)	795,523
Current Assets	42,421			42,421
LT Assets	8,972,869			8,972,869
Total Assets	18,789,147	2,615,044	22,210,349	43,614,539

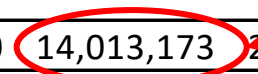
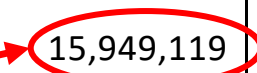
	TRPA	Grants	Trust	Total
Cash & Invest	9,827,059	1,475,078	22,223,191	33,525,328
A/R	113,966	1,343,977	25,017	1,482,960
Current Assets	52,390			52,390
LT Assets	8,972,869			8,972,869
Total Assets	18,966,284	2,819,055	22,248,208	44,033,546

A/P	1,426			1,426
Benefits	886,369			886,369
Deferred Rev	48,708	138,689		187,397
Deposits	150,934	3,845		154,779
LT Debt	8,298,000			8,298,000
Mitigation			2,308,296	2,308,296
Securities			5,888,879	5,888,879
Total Liabilities	9,385,437	142,533	8,197,176	17,725,146

A/P	28,823			28,823
Benefits	879,119			879,119
Deferred Rev	46,879	138,689		185,568
Deposits	495,551	3,845		499,395
LT Debt	8,298,000			8,298,000
Mitigation			15,949,119	15,949,119
Securities			5,940,380	5,940,380
Total Liabilities	9,748,372	142,533	21,889,499	31,780,405

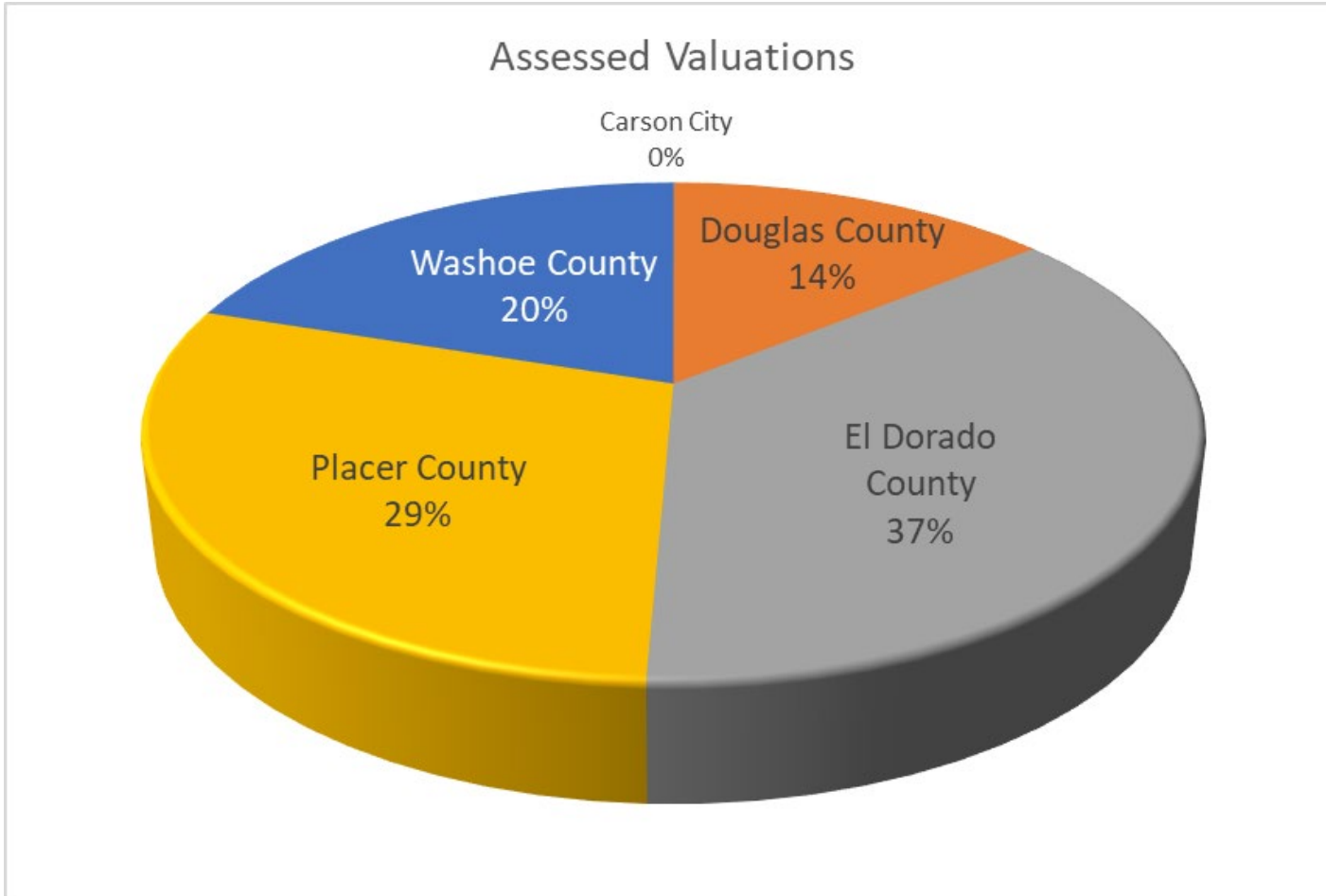
Net Position	9,403,710	2,472,510	14,013,173	25,889,393
---------------------	------------------	------------------	-------------------	-------------------

Net Position	9,217,912	2,676,521	358,709	12,253,142
---------------------	------------------	------------------	----------------	-------------------



TRPA Operations & Governance Committee

March 23, 2022



- Total valuation \$26.8B
- Increased \$1.1B (4.2%) from prior year
 - Douglas County down 1.1%
 - Eldorado County up 0.9%
- Used to allocate local support (\$150K)

March 23, 2022



TRPA Operations & Governance Committee

March 23, 2022

Public Comment

AGENDA ITEM 3

Monthly Financials

TRPA Operations & Governance Committee

March 23, 2022

AGENDA ITEM 5

Authorize TRPA to enter into a contract for environmental monitoring of the Tahoe Keys Lagoons Aquatic Weed Control Methods Test Project

TRPA Operations & Governance Committee

March 23, 2022

- Purpose of contract:
 - Monitoring for the Tahoe Keys Lagoons Aquatic Weed Control Methods Test Project
 - AIS budget has been updated to cover the cost using LTRA money
- Time is critical. RFP closes April 8th.
- Requesting delegation of authority to the Executive Director to make the final selection and enter into the contract(s).
- Required by TRPA Financial Policies
 - Contract size >\$100K
 - Not included in the TRPA FY 22 Budget

TRPA Operations & Governance Committee

March 23, 2022

Public Comment

AGENDA ITEM 5

Authorize TRPA to enter into a contract for environmental monitoring of the Tahoe Keys Lagoons Aquatic Weed Control Methods Test Project



TRPA Operations & Governance Committee

March 23, 2022

AGENDA ITEM 6

Informational Briefing on TRPA Building Construction



TRPA Operations & Governance Committee

March 23, 2022

Roof Estimate

Base Bid		174,425	
Options			
Remove & Repair damaged insulation	TBD		\$2/square foot
Install 1/4" Densdeck over exiting insulation	28,250		Better surface to attach membrane
Install Walk Pads for HVAC access	5,500		Protect from wear & tear
Tapered Crickets at roof edges	<u>6,800</u>		Improve drainage
		40,550	
Total Roof Proposal		<u>214,975</u>	



TRPA Operations & Governance Committee

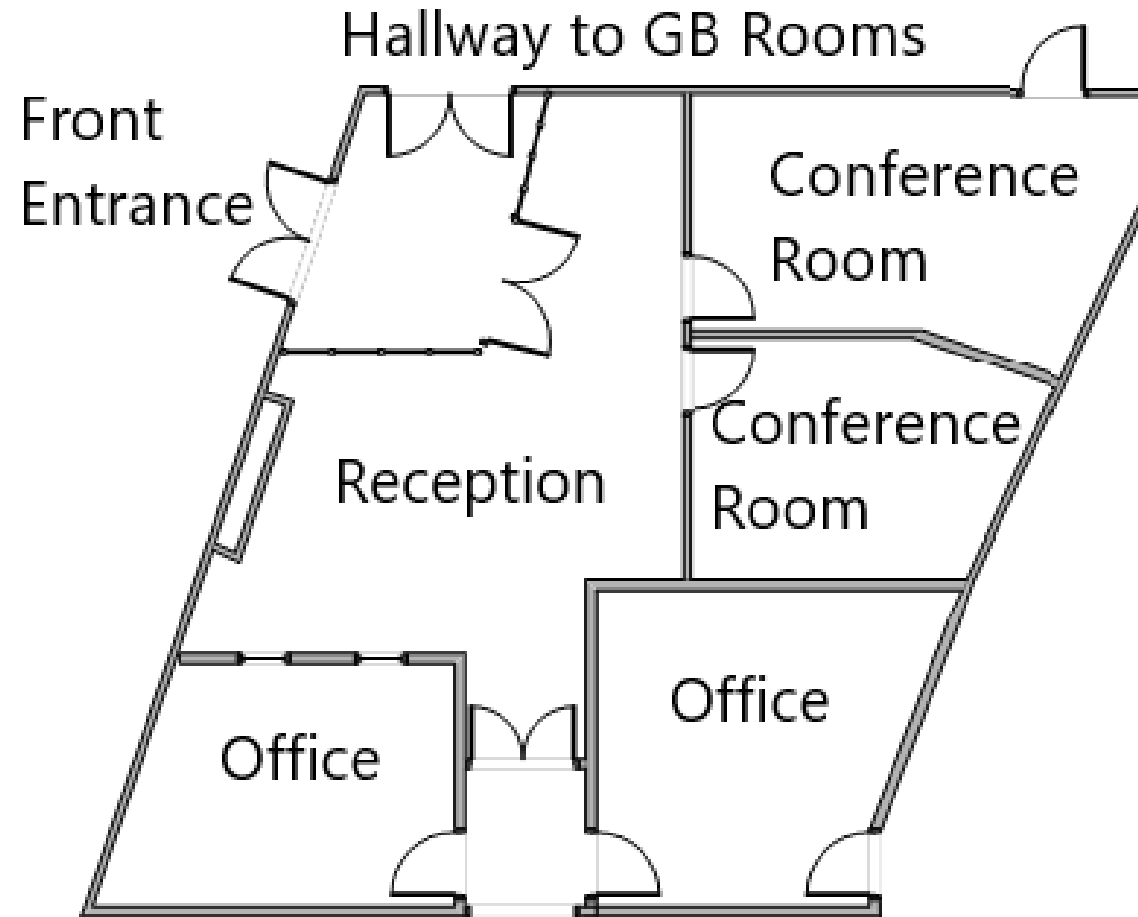
March 23, 2022

Total Project

Roof		214,975
Rock Wall Replacement		142,600
Front Lobby reconfiguration		22,000
New carpeting		50,000
LED Lighting		TBD
EV Charging Stations		
Project Cost	43,926	
NV Energy Rebate	<u>(40,000)</u>	
Net		3,926
Other Items (including TBDs and contingency)		<u>66,499</u>
		<u>500,000</u>

TRPA Operations & Governance Committee

March 23, 2022



TRPA Operations & Governance Committee

March 23, 2022





TRPA Operations & Governance Committee

March 23, 2022

Public Comment

AGENDA ITEM 6

Informational Briefing on TRPA Building Construction



TRPA Operations & Governance Committee

March 23, 2022

AGENDA ITEM 7

Upcoming Topics

TRPA Operations & Governance Committee

March 23, 2022

Future Ops Committees:

- April
 - Quarterly Treasurer's Report
- Future
 - FY 2023 Budget
 - May Preliminary
 - June for adoption
 - Mitigation Fee Adjustments and Inflation



TRPA Operations & Governance Committee

March 23, 2022

Public Comment

AGENDA ITEM 7

Upcoming Topics