



January 19, 2024 2:00, TRPA Offices & Zoom


Transportation Performance Technical Advisory Committee

Agenda:

1. Introductions
2. Review of transportation metric trends
3. Timeline and next meeting
4. Public Interest Comments



2024 Draft Regional Transportation Plan Sustainable Community Strategy Analysis and Recommendations Report



Regional Transportation Plan Goals



Environment

Protect and enhance the environment, promote energy conservation, and reduce GHG emissions



Economic Vitality & Quality of Life

Support the economic vitality of the Tahoe Region to enable a diverse workforce, sustainable environment, and quality experience for both residents and visitors.



Connectivity

Enhance and sustain the connectivity and accessibility of the Tahoe Transportation system, across and between modes, communities, and neighboring regions for people and goods.



Operations & Congestion Management

Provide an efficient transportation network through coordinated operations, system management, technology, monitoring, and targeted investments.



System Preservation

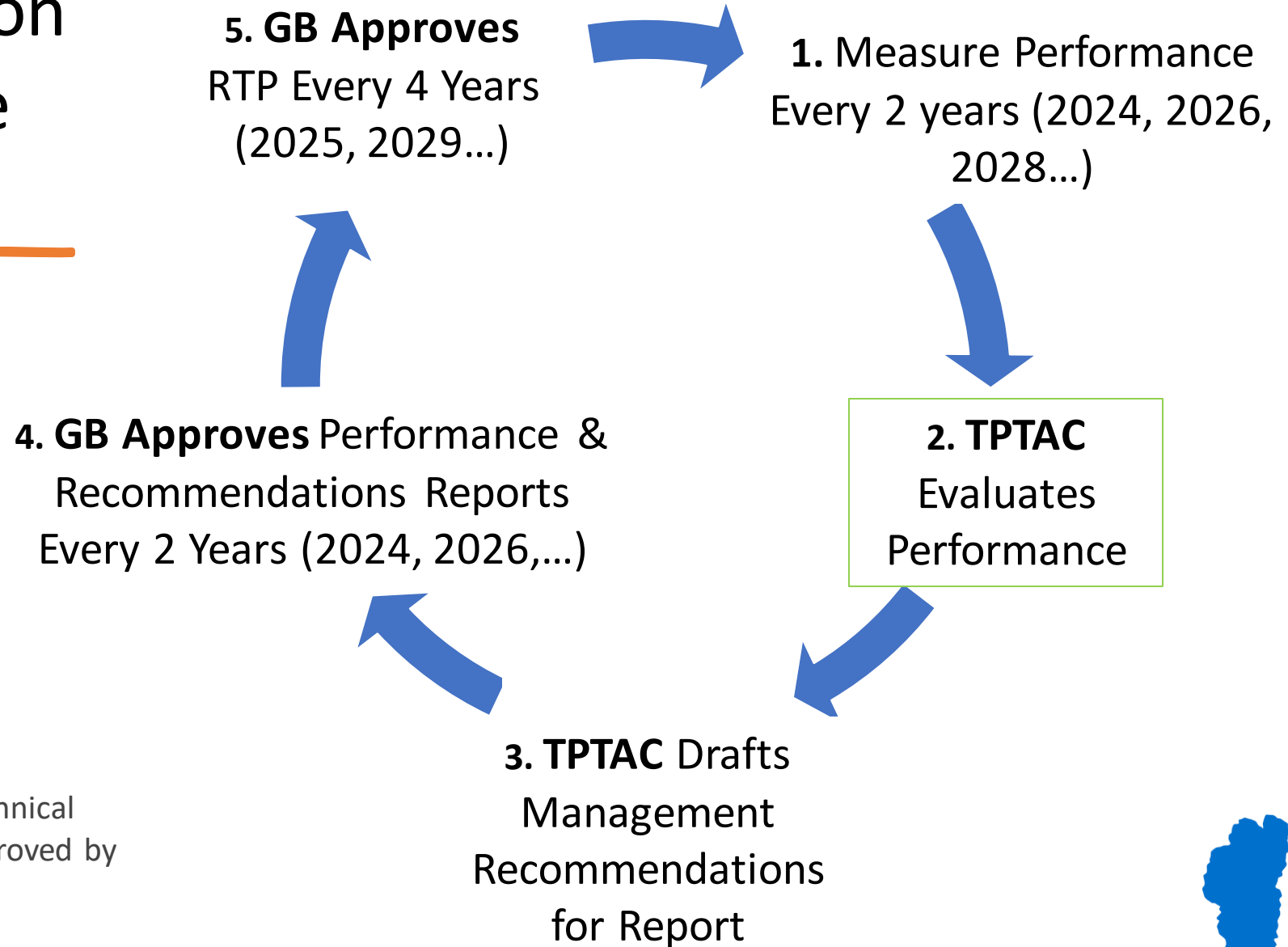
Provide for the preservation of the existing transportation system through maintenance activities that support climate resiliency, water quality, and safety.



Safety

Increase safety and security for all users of Tahoe's transportation system.

Transportation Performance Reporting



- Preparation of reports by the Technical Advisory body, reviewed and approved by TRPA /TMPO

Primary Metrics

Median



Transit

Total Ridership

Population/Neighborhoods
Served by Frequent
Service (20-min headway)

Population/Neighborhoods
Served by Basic Coverage
Service (60-min headway)

Active Transportation

Bike/Ped Overall
Mode Share

Low Stress Bike and
Ped Lane Miles

Auto

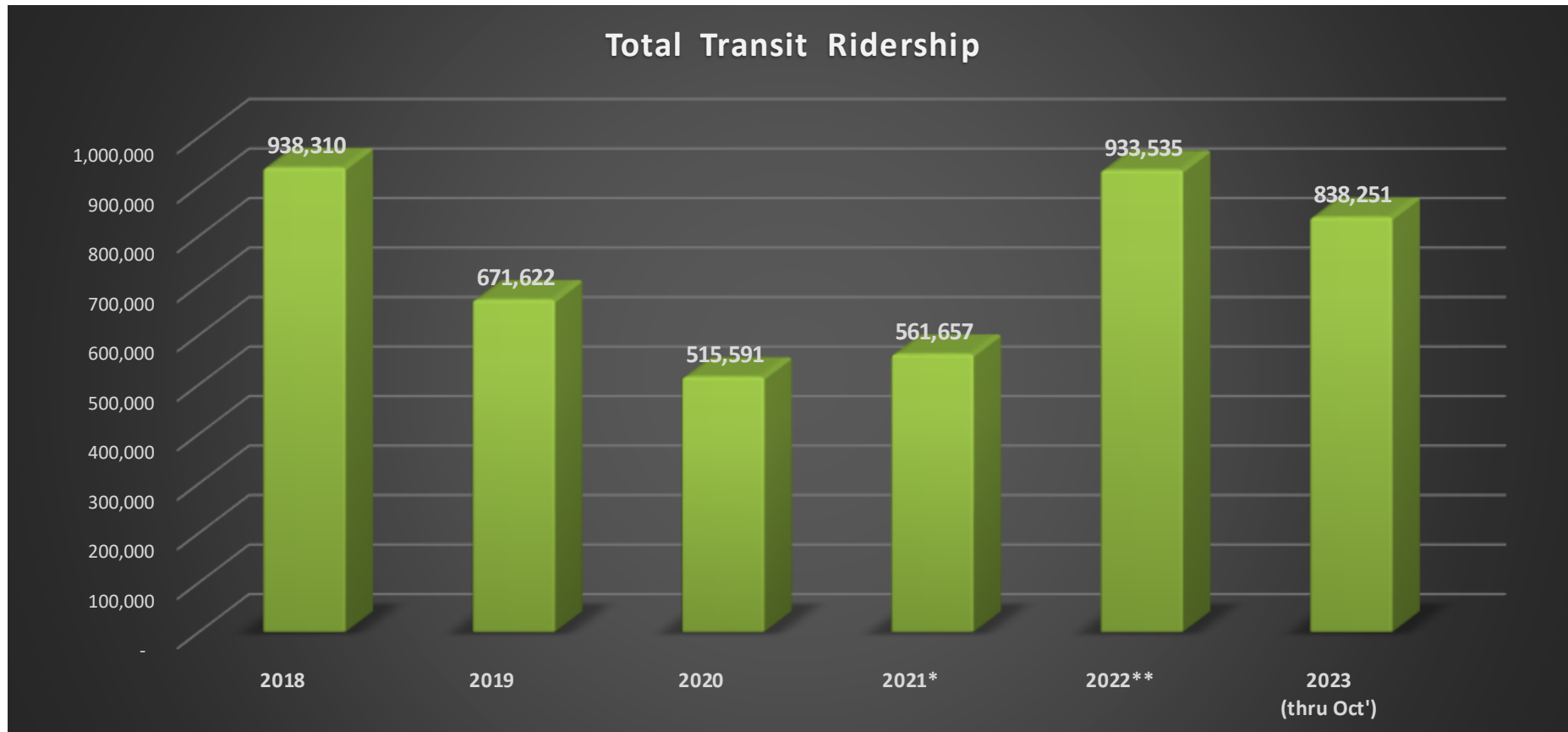
Median travel time
(between key
destinations, along
corridors)

Average daily VMT
per capita

Annual Ridership for TTD, TART, TART Connect and Lake Link

1. Measure Performance

- Annual totals for 2018 to October of 2023
- Getting back to 2018 totals
- 2023 looks on track to for those 2018 and 2022 totals
- Tart Connect services started in June of 2021*
- Lake Link services started in July of 2022**

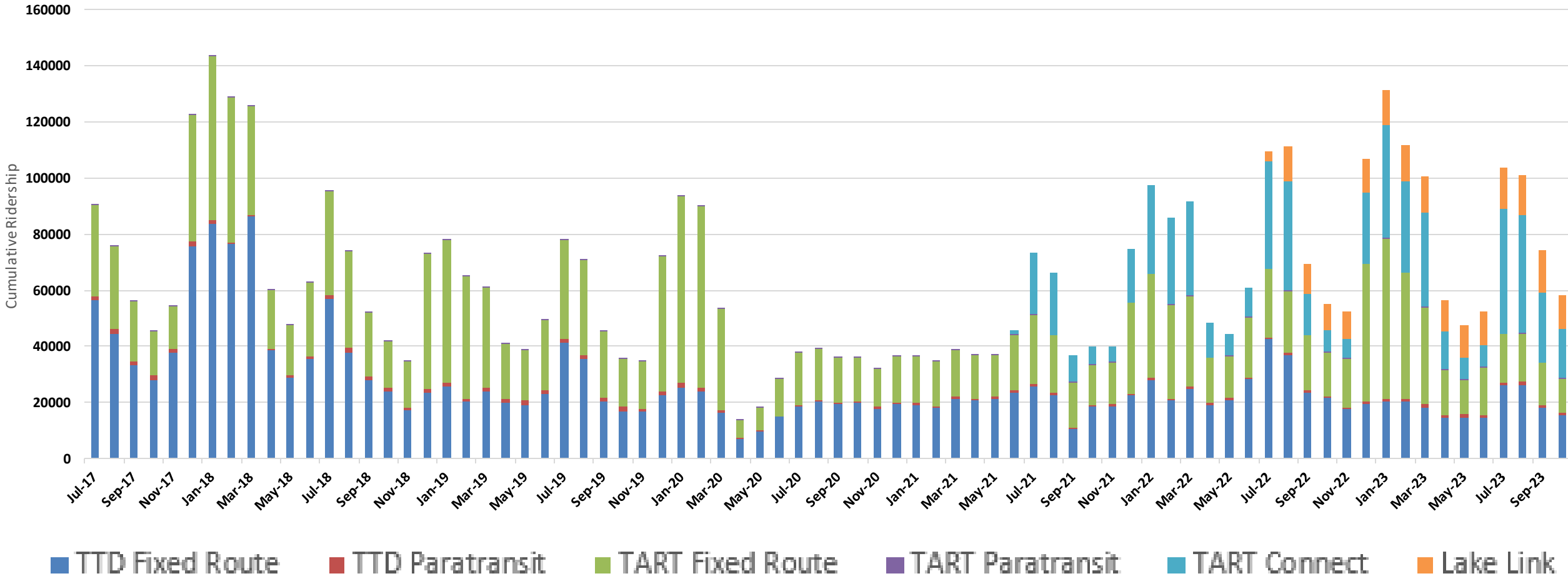


Transit Services by Month - July of 2017 and thru October of 2023

1. Measure Performance

- **TART** fixed route and **TART Connect** serving north shore combined are trending up since May 2020, peaks in winter are exceeding 2018 totals
- **TTD** and **Lake Link** serving south shore primarily, getting back to those 2017/2018 winter peaks.

Monthly Ridership

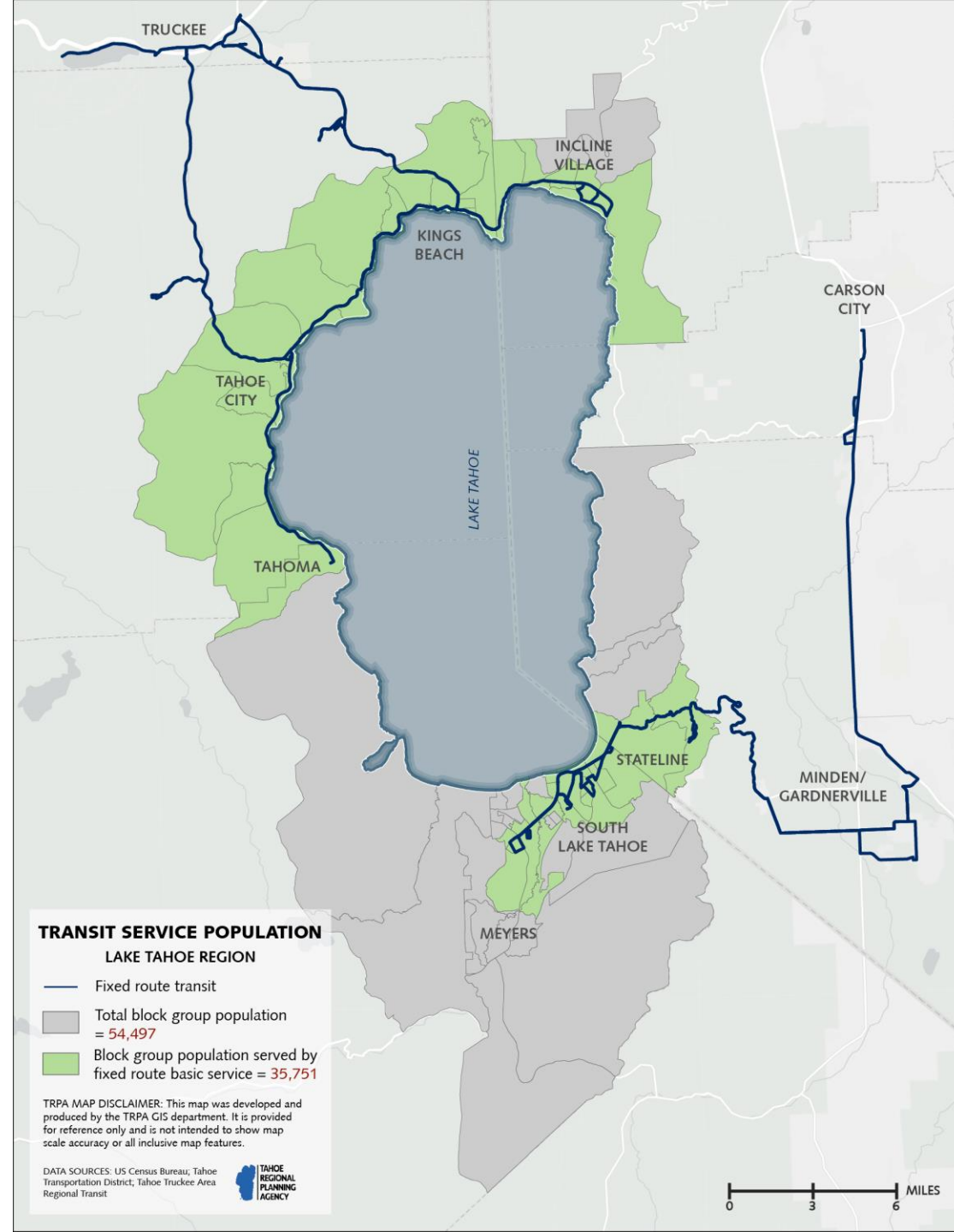


1. Measure Performance

Service Trends – Fixed Route

- No population, except for one quarter in 2018, has been served by frequent service
- Regionally 65% of the population is served by basic service (60 min.)

*Note that some microtransit within very small zones may be close to 20-min wait times at certain times of the day however due to this variability this cannot be included in this analysis. Propose to track increase in coverage and hours of service.



Transit

Total Ridership

Population/Neighborhoods Served by Frequent Service (20-min headway)

Population/Neighborhoods Served by Basic Coverage Service (60-min headway)

Transportation Performance TAC #2

1. Meeting March 15, 10 to Noon
2. Continue reviewing trends
3. Start discussion on Adaptive Management Responses

Project Focus Areas

- Modifications to the FTIP/STIP project selection process
- Allocation of budget to Regional Transportation Plan projects (Transit, Corridors, Trails, Technology, Operations and Maintenance, etc.)

Program Changes

- Modifications to the TRPA Regional Grant Program project selection criteria

Policy Changes

- Modifications to fee structures or transfer incentives
- Modifications to the transportation project impact assessment framework

Transportation Performance Biennial Report Schedule





January 19, 2024 2:00, TRPA Offices & Zoom

Transportation Performance Technical Advisory Committee

Agenda:

1. Introductions
2. Review of transportation metric trends
3. Timeline and next meeting
4. **Public Interest Comments**