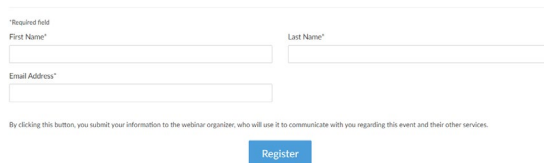


## GOTOWEBINAR

### To Participate in the Webinar:

1. Download the GoToWebinar app on your computer, tablet, or smartphone.
  - The computer app can be downloaded here:  
<https://support.goto.com/meeting/help/download-now-g2m010002>.
  - The tablet or smartphone app can be found in the app store on your device.
2. Find the link to the meeting at <https://www.trpa.org/document/meetings-notice/>. Clicking on the GoToWebinar link will open the GoToWebinar app automatically and prompt you to register for the meeting. Please register with your first and last name so that you may be identifiable in the event you would like to make public comment.



\*Required field  
First Name\* Last Name\*  
Email Address\*  
By clicking this button, you submit your information to the webinar organizer, who will use it to communicate with you regarding this event and their other services.  
Register

3. After registering, you will receive an email with the details of when and how to join the webinar including a direct link as well as a call-in number and access code.

#### How To Join The Webinar

Add to Calendar: [Outlook® Calendar](#) | [Google Calendar™](#) | [iCal®](#)

1. Click the link to join the webinar at the specified time and date:

Join Webinar

*Note: This link should not be shared with others; it is unique to you.*

Before joining, be sure to [check system requirements](#) to avoid any connection issues.

2. Choose one of the following audio options:

##### TO USE YOUR COMPUTER'S AUDIO:

When the webinar begins, you will be connected to audio using your computer's microphone and speakers (VoIP). A headset is recommended.

--OR--

##### TO USE YOUR TELEPHONE:

If you prefer to use your phone, you must select "Use Telephone" after joining the webinar and call in using the numbers below.

United States: +1 (415) 655-0060

Access Code: 184-894-137

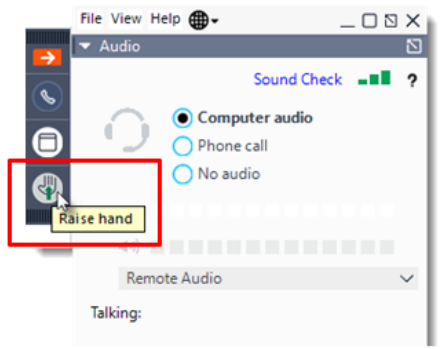
Audio PIN: Shown after joining the webinar

Webinar ID: 595-661-603

#### To Cancel this Registration

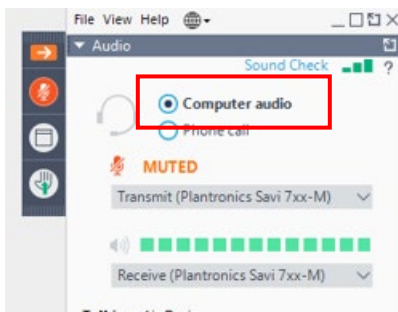
If you can't attend this webinar, you may [cancel your registration](#) at any time.

4. On the meeting date, login in to the webinar by following the link provided in your registration email or available on [www.trpa.org](http://www.trpa.org).
5. At the appropriate time for public comments, you will be able to "raise your hand" by clicking on the Hand icon located on the tab to the left of your GoToMeeting control panel and a TRPA staff member will unmute you and indicate that you can address the Governing Board or Advisory Planning Commission members.

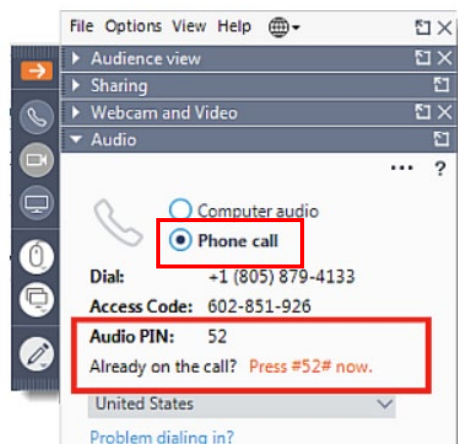


6. In order to be unmuted, you have to **be connected to audio** either through your computer (with an integrated microphone) or using your phone as a microphone/speaker.

- To use your computer's mic and speakers:
  - Select Computer audio.
  - Use the drop-down menus to select the desired audio devices.
  - Click Continue.



- To use your telephone to dial in:
  - Select Phone call.
  - Use your telephone's keypad to dial the provided phone number and enter the Access code and **Audio Pin** when prompted.
  - Click Continue.



If you will not have the ability to use any of the GoToWebinar apps on your computer, smartphone, or tablet on the meeting date, and you would like to make a comment at the Governing Board or Advisory Planning Commission meetings, TRPA can pre-register you for the webinar and provide you with dial-in instructions and a unique PIN that will identify you. Please contact TRPA admin staff at [virtualmeetinghelp@trpa.org](mailto:virtualmeetinghelp@trpa.org) or call (775) 588-4547.